


OYSTER PERPETUAL
SUBMARINER
SUBMARINER DATE



ROLEX

WEARING THE WATCH FOR THE FIRST TIME

Before being worn for the first time, or if it has stopped, a Rolex watch must be wound manually in order to function correctly and precisely. To wind the watch manually, unscrew the winding crown completely, then turn it several times clockwise. (Turning in the other direction has no effect.) A minimum of 25 turns is required for adequate partial winding. The watch will then be wound automatically as long as it is worn on the wrist. Carefully screw the crown back down against the case to ensure waterproofness.



The green seal accompanying your Rolex watch is a symbol of its status as a Superlative Chronometer. This exclusive designation attests that it has successfully undergone a series of specific final controls by Rolex in its own laboratories in addition to the official COSC certification of its movement. This unique testing of its chronometric precision, waterproofness, self-winding and reliability pushes back the boundaries of performance and makes Rolex a benchmark for excellence in mechanical watches. For further information, please visit [rolex.com](https://www.rolex.com).



THE HEART OF THE SUBMARINER MODELS

OYSTER PERPETUAL SUBMARINER	4-5
OYSTER PERPETUAL SUBMARINER DATE	6-7

USING YOUR WATCH

OVERVIEW	8-9
SETTING THE OYSTER PERPETUAL SUBMARINER	10-11
SETTING THE OYSTER PERPETUAL SUBMARINER DATE	12-13
UNIDIRECTIONAL ROTATABLE BEZEL	14-15
ROLEX GLIDELock FINE-ADJUSTMENT SYSTEM	16-17

ROLEX SERVICE

CARING FOR YOUR ROLEX	18-19
AFTER-SALES SERVICE	20-21
WORLDWIDE SERVICE NETWORK	22

ROLEX.COM



ROLEX
OYSTER PERPETUAL

SUBMARINER

1000 ft = 300m

SUPERLATIVE CHRONOMETER

OFFICIALLY CERTIFIED

OYSTER PERPETUAL SUBMARINER

Archetype of the divers' watch created in 1953, the Oyster Perpetual Submariner epitomizes the historic link between Rolex and the underwater world. Its 41 mm case, guaranteed waterproof to a depth of 300 metres (1,000 feet), and its unidirectional rotatable bezel with graduated Cerachrom insert make it an essential instrument for every diver. Its dial offers exceptional legibility thanks to its Chromalight hour markers and hands coated with a luminescent material emitting a long-lasting blue glow in dark conditions. Its Triplock winding crown, with a triple waterproofness

system, is protected by a crown guard that is an integral part of the middle case. Its sapphire crystal is virtually scratchproof.

The Oyster Perpetual Submariner is equipped with a self-winding mechanical movement entirely manufactured by Rolex.

The Oyster Perpetual Submariner features an Oyster bracelet with an Oysterlock safety clasp and a Rolex Glidelock fine-adjustment system.



ROLEX

PERPETUAL DATE

28

SUBMARINER

1000 ft = 300m

SUPERLATIVE CHRONOMETER

OFFICIALLY CERTIFIED

OYSTER PERPETUAL SUBMARINER DATE

The Oyster Perpetual Submariner Date is the benchmark for divers' watches. Having evolved from the legendary Oyster Perpetual Submariner, it adds a date display and a Cyclops lens at 3 o'clock on the virtually scratchproof sapphire crystal. Its 41 mm case, guaranteed waterproof to a depth of 300 metres (1,000 feet), and its unidirectional rotatable bezel with graduated Cerachrom insert make it an essential diving instrument. Its dial offers exceptional legibility thanks to the Chromalight hour markers and hands coated with a luminescent material

emitting a long-lasting blue glow in dark conditions. Its Triplock winding crown, with a triple waterproofness system, is protected by a crown guard that is an integral part of the middle case.

The Oyster Perpetual Submariner Date is equipped with a self-winding mechanical movement entirely manufactured by Rolex.

The Oyster Perpetual Submariner Date features an Oyster bracelet with an Oysterlock safety clasp and a Rolex Glidelock fine-adjustment system.

OVERVIEW

- 1 Hour hand
- 2 Minute hand
- 3 Seconds hand
- 4 Date window (Oyster Perpetual Submariner Date only)
- 5 Unidirectional rotatable bezel with 60-minute graduated Cerachrom insert in ceramic
- 6 Triplock winding crown with triple waterproofness system

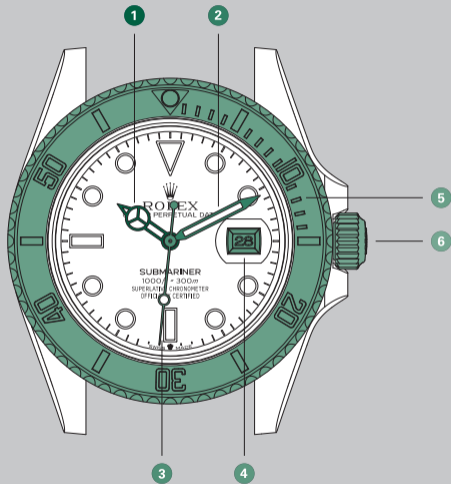


Diagram of the Oyster Perpetual Submariner Date

SETTING THE OYSTER PERPETUAL SUBMARINER

Screwed-down position (*position 0*)

The crown is completely screwed down against the case. When the crown is in this position, the Oyster Perpetual Submariner is guaranteed waterproof to a depth of 300 metres (1,000 feet).

Manual winding (*position 1*)

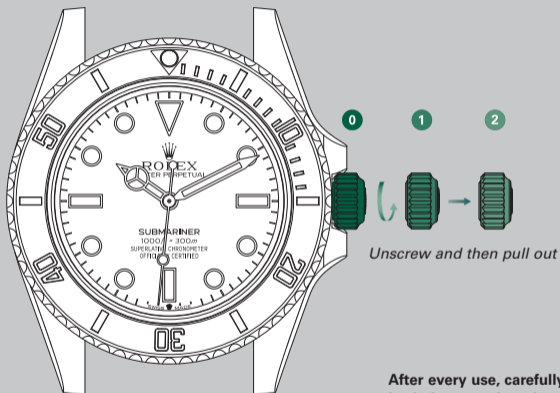
The crown is unscrewed. To wind the watch manually, turn the crown clockwise; turning in the other direction has no effect. When setting the watch for the first time or after the watch has stopped, complete a minimum of 25 turns for partial winding.

Setting the time (*position 2*)

The crown is unscrewed and pulled out to the first notch. The seconds hand is stopped, allowing you to set the time to the precise second. To set the hour and minute, turn the crown in either direction.

Initial winding and setting

- A. Wind the watch manually (*position 1*).
- B. Set the time (*position 2*).



After every use, carefully screw the crown back down against the case to guarantee the waterproofness. Return the crown to *position 1* and apply light pressure on it while screwing it down clockwise against the case. The crown should never be unscrewed underwater.

SETTING THE OYSTER PERPETUAL SUBMARINER DATE

Screwed-down position (*position 0*)

The crown is completely screwed down against the case. When the crown is in this position, the Oyster Perpetual Submariner Date is guaranteed waterproof to a depth of 300 metres (1,000 feet).

Manual winding (*position 1*)

The crown is unscrewed. To wind the watch manually, turn the crown clockwise; turning in the other direction has no effect. When setting the watch for the first time or after the watch has stopped, complete a minimum of 25 turns for partial winding.

Setting the date (*position 2*)

The crown is unscrewed and pulled out to the first notch. To set the date, turn the crown clockwise; turning in the other direction has no effect. During this operation, the watch continues to function.

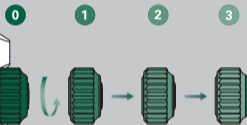
Setting the time (*position 3*)

The crown is unscrewed and pulled out to the second notch. The seconds hand is stopped, allowing you to set the time to the precise second. To set the hour and minute, turn the crown in either direction. To avoid confusion between a.m. and p.m. hours, move the hour hand to 12 o'clock. If the date changes, it is midnight.



Initial winding and setting

- Wind the watch manually (*position 1*).
- Note the date change at midnight, then set the time (*position 3*).
- Set the date (*position 2*).



Unscrew and then pull out

After every use, carefully screw the crown back down against the case to guarantee the waterproofness. Return the crown to *position 1* and apply light pressure on it while screwing it down clockwise against the case. The crown should never be unscrewed underwater.



UNIDIRECTIONAL ROTATABLE BEZEL

The Oyster Perpetual Submariner and the Oyster Perpetual Submariner Date allow divers to safely monitor their dive time thanks to the unidirectional rotatable bezel with a 60-minute graduated Cerachrom insert in ceramic, a material that is resistant to environmental effects.

Before the dive

Before beginning your descent, turn the bezel until the triangle on the graduation is opposite the minute hand. This indicates the beginning of the dive and remains visible in the dark thanks to a phosphorescent capsule.

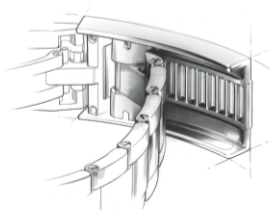
During the dive

The duration of the dive is indicated on the graduation on the Cerachrom insert by the minute hand.

For safety reasons, the bezel turns only counterclockwise. Accidental rotation of the bezel can therefore only shorten the dive time.

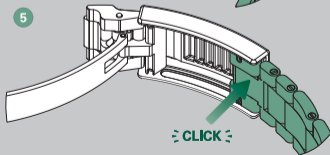
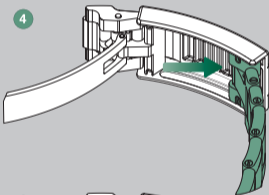
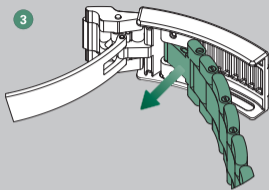
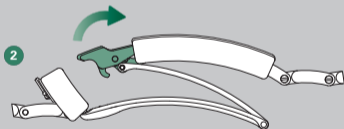
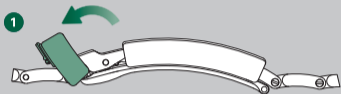
ROLEX GLIDELOCK FINE-ADJUSTMENT SYSTEM

On the Oyster bracelet, the Rolex Glidelock fine-adjustment system enables you to adjust the bracelet length in approximately 2 mm increments up to around 20 mm, which allows you to wear the watch over a diving suit.



Adjusting the bracelet

- 1 Open the safety catch
- 2 Open the clasp
- 3 Pull on the bracelet to release it from the notch in the rack
- 4 Adjust the position of the bracelet to the desired length
- 5 Lock down the bracelet



CARING FOR YOUR ROLEX

Thanks to Rolex expertise, your watch will require very little day-to-day care.

You can help preserve its lustre by cleaning it occasionally with a microfibre cloth. You can also wash the case and bracelet from time to time using soapy water and a soft brush. After wearing your watch in the sea, it is important to rinse it with fresh water to remove any salt and sand deposits.

Before cleaning your watch, always ensure that the crown is screwed down properly against the case to guarantee waterproofness.

AFTER-SALES SERVICE

Rolex watch servicing ensures that your timepiece will continue to perform optimally and meet Rolex's stringent requirements in terms of precision, reliability and waterproofness throughout its life.

The timekeeping accuracy of your watch is largely dependent on high-performance lubricants specially developed by Rolex to minimize friction and prevent wear of components. To guarantee continued accuracy and waterproofness, Rolex recommends that you periodically return your watch to an Official Rolex Retailer or

Service Centre for professional servicing, which will always be carried out by a Rolex-approved watchmaker.

During a complete service, the watch is dismantled and all of its components – the case, bracelet and movement – are closely examined.

The movement is entirely disassembled and all the parts are carefully inspected. Those that no longer meet Rolex requirements are systematically replaced by new components. The movement is lubricated on reassembly. The case

and bracelet are re-polished or satin-finished according to their original finish, restoring their shine and lustre while removing any marks or scratches.

At the end of the process, your Rolex watch undergoes a series of tests to verify its functions, waterproofness and power reserve, as well as the precision of its movement.

After a complete Rolex service, your watch is covered by a service guarantee.

WORLDWIDE SERVICE NETWORK

The network of Official Rolex Retailers and Service Centres covers more than 100 countries around the world and draws on the expertise of highly skilled watchmakers, carefully selected and trained by Rolex.

Official Rolex Retailers can advise you on all the technical aspects of your watch's functions. Whether your bracelet needs sizing or it is time for a complete service, highly qualified Rolex watchmakers are on hand worldwide to meet all of your service needs.

For a list of Official Rolex Retailers and Service Centres, please visit [rolex.com](https://www.rolex.com).

ROLEX.COM

We invite you to visit **rolex.com**,
a privileged place to learn more about
the functions of your Rolex watch
and about the quality, know-how and
fundamental values of the brand.

Welcome to the world of Rolex.

Rolex reserves the right to modify the models illustrated in this publication at any time.

© Rolex SA, 3-5-7, rue François-Dussaud, 1211 Geneva 26, Switzerland
IMR-SUB-EN-20 - 7.2020 - Printed in Switzerland

[rolex.com](https://www.rolex.com)

